



OKLAHOMA HORSE RACING COMMISSION AUDIT REPORT OF GAMING OPERATIONS WILL ROGERS DOWNS AND REMINGTON PARK

Contract Audit

July 2024

Cindy Byrd, CPA
State Auditor & Inspector

**OKLAHOMA HORSE RACING COMMISSION
AUDIT REPORT OF GAMING OPERATIONS
WILL ROGERS DOWNS AND REMINGTON PARK
JULY 2024**

This publication, issued by the Oklahoma State Auditor and Inspector's Office as authorized by 74 O.S. § 212, has not been printed, but is available on the agency's website (www.sai.ok.gov) and in the Oklahoma Department of Libraries Publications Clearinghouse Digital Collection (<http://digitalprairie.ok.gov/cdm/search/collection/audits/>) pursuant to 65 O.S. § 3-114.



August 19, 2024

**TO THE MEMBERS OF THE OKLAHOMA
HORSE RACING COMMISSION**

Transmitted herewith is the Audit Report of Gaming Operations for Will Rogers Downs and Remington Park for the month of July 2024. The report is the result of our monitoring and data accumulation in accordance with the State Auditor and Inspector's contract with the Oklahoma Horse Racing Commission (OHRC) and Title 3A of the Oklahoma Statutes for Gaming.

The goal of the State Auditor and Inspector is to promote accountability and fiscal integrity in state and local government. Maintaining our independence as we provide this service to the taxpayers of Oklahoma is of utmost importance.

We wish to take this opportunity to express our appreciation for the assistance and cooperation extended to our Office during our engagement.

Sincerely,

A handwritten signature in blue ink that reads "Cindy Byrd".

CINDY BYRD, CPA
OKLAHOMA STATE AUDITOR & INSPECTOR

**OKLAHOMA HORSE RACING COMMISSION
Audit Report of Gaming Operations
Will Rogers Downs and Remington Park
For the Month of July 2024**

TABLE OF CONTENTS

	<u>PAGE</u>
STATE AUDITOR AND INSPECTOR LETTER	4
TOTAL GAMING REVENUE	5
COMPARISON OF PRIOR MONTH AND PRIOR YEAR	6
YEAR TO DATE GAMING TOTALS.....	7
WILL ROGERS DOWNS REVENUE.....	8
REMINGTON PARK REVENUE.....	9
PRIOR TWELVE MONTH GRAPH.....	10



**TO THE MEMBERS OF THE OKLAHOMA
HORSE RACING COMMISSION**

We performed an audit in accordance with the OHRC Gaming Contract and Title 3A of the Oklahoma Statutes for Gaming. The information presented in this report is derived from gaming data obtained from the gaming vendors and licensees located at Will Rogers Downs and Remington Park for the month of July 2024.

Because our procedures do not constitute an audit conducted in accordance with generally accepted auditing standards, we do not express such an opinion on the information. This report relates only to this information and does not extend to any financial statements of the racetracks or racinos.

In planning and performing these procedures, we considered the internal control structure of the gaming departments; however, our procedures were substantially less in scope than the procedures we would have applied if we had been engaged to express an opinion on the internal controls. Accordingly, we do not express an opinion on their internal control structure.

Sincerely,

A handwritten signature in blue ink that reads "Cindy Byrd".

CINDY BYRD, CPA
OKLAHOMA STATE AUDITOR & INSPECTOR

August 19, 2024

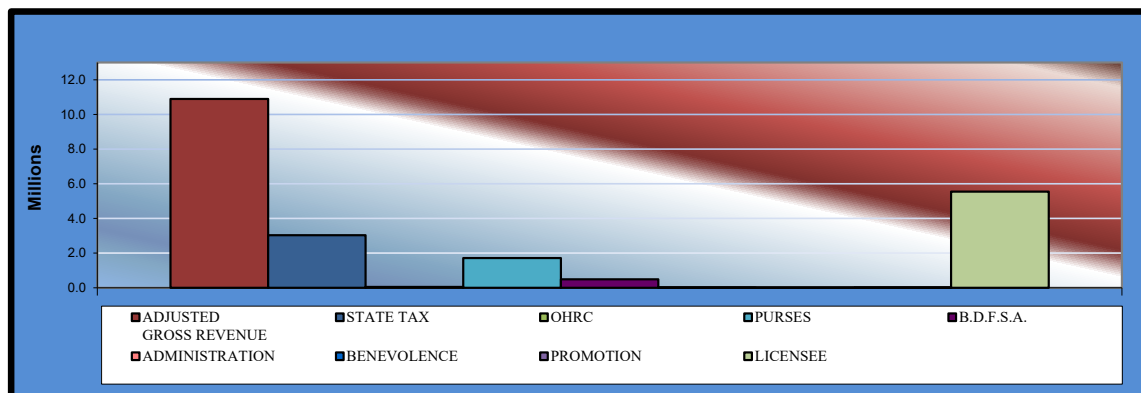
Gaming at Oklahoma Horse Racing Tracks

Will Rogers Downs and Remington Park

Total Gaming Revenue

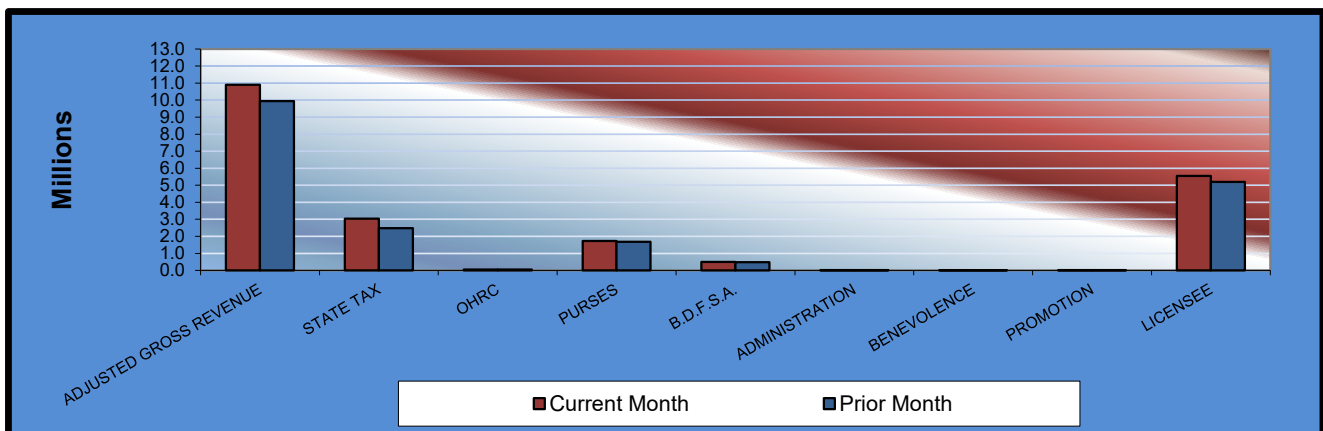
July 2024

	<u>TOTAL</u>	<u>WILL ROGERS DOWNS</u>	<u>REMINGTON PARK</u>
Gaming Days This Month	31	0	31
WRD closed 5/26/24 for storm damage, tentative reopening August 2024			
Adjusted Gross Revenue	<u>\$10,899,969.38</u>	<u>\$0.00</u>	<u>\$10,899,969.38</u>
State Tax			
General Revenue Fund	363,791.76	0.00	363,791.76
Education Reform	2,667,806.25	0.00	2,667,806.25
Oklahoma Horse Racing Commission	54,499.84	0.00	54,499.84
Purse Fund			
<u>Purses</u>			
Thoroughbred	914,456.01	0.00	914,456.01
Quarterhorse	720,773.05	0.00	720,773.05
Paint & Appaloosa	88,037.70	0.00	88,037.70
Breeding Development Fund			
<u>Special Account</u>			
Thoroughbred	193,114.93	0.00	193,114.93
Quarterhorse	276,040.76	0.00	276,040.76
Paint & Appaloosa	22,719.40	0.00	22,719.40
<u>Administration</u>			
Thoroughbred	11,359.70	0.00	11,359.70
Quarterhorse	10,223.74	0.00	10,223.74
Paint & Appaloosa	1,135.97	0.00	1,135.97
<u>Benevolence</u>			
Thoroughbred	5,679.85	0.00	5,679.85
Quarterhorse	5,111.87	0.00	5,111.87
Paint & Appaloosa	567.98	0.00	567.98
<u>Promotions</u>			
Thoroughbred	11,359.70	0.00	11,359.70
Quarterhorse	10,223.74	0.00	10,223.74
Paint & Appaloosa	1,135.97	0.00	1,135.97
Licensee	\$5,541,931.16	\$0.00	\$5,541,931.16



**Gaming at Oklahoma Horse Racing Tracks
Will Rogers Downs and Remington Park
Comparison of Prior Month and Prior Year
July 2024**

	<u>TOTAL</u>	<u>PRIOR</u> <u>MONTH</u>	<u>%</u> <u>CHANGE</u>	<u>July</u> <u>2023</u>	<u>%</u> <u>CHANGE</u>
Gaming Days	31	30	3.33%	62	-50.00%
Adjusted Gross Revenue	\$10,899,969.38	\$9,949,433.36	9.55%	\$12,466,735.06	-12.57%
State Tax					
General Revenue Fund	363,791.76	298,483.00	21.88%	389,119.03	-6.51%
Education Reform	2,667,806.25	2,188,875.34	21.88%	2,853,539.56	-6.51%
Oklahoma Horse Racing Commission	54,499.84	49,747.16	9.55%	62,333.66	-12.57%
Purse Fund					
<u>Purses</u>					
Thoroughbred	914,456.01	891,033.96	2.63%	1,108,531.98	-17.51%
Quarterhorse	720,773.05	702,311.85	2.63%	903,412.67	-20.22%
Paint & Appaloosa	88,037.70	85,782.78	2.63%	107,992.23	-18.48%
Breeding Development Fund					
<u>Special Account</u>					
Thoroughbred	193,114.93	188,168.66	2.63%	213,012.83	-9.34%
Quarterhorse	276,040.76	268,970.49	2.63%	285,977.64	-3.47%
Paint & Appaloosa	22,719.40	22,137.49	2.63%	24,162.24	-5.97%
<u>Administration</u>					
Thoroughbred	11,359.70	11,068.74	2.63%	13,554.31	-16.19%
Quarterhorse	10,223.74	9,961.87	2.63%	12,198.88	-16.19%
Paint & Appaloosa	1,135.97	1,106.87	2.63%	1,355.43	-16.19%
<u>Benevolence</u>					
Thoroughbred	5,679.85	5,534.37	2.63%	6,777.16	-16.19%
Quarterhorse	5,111.87	4,980.94	2.63%	6,099.44	-16.19%
Paint & Appaloosa	567.98	553.44	2.63%	677.72	-16.19%
<u>Promotions</u>					
Thoroughbred	11,359.70	11,068.74	2.63%	13,554.31	-16.19%
Quarterhorse	10,223.74	9,961.87	2.63%	12,198.88	-16.19%
Paint & Appaloosa	1,135.97	1,106.87	2.63%	1,355.43	-16.19%
Licensee	\$5,541,931.16	\$5,198,578.92	6.60%	\$6,450,881.66	-14.09%



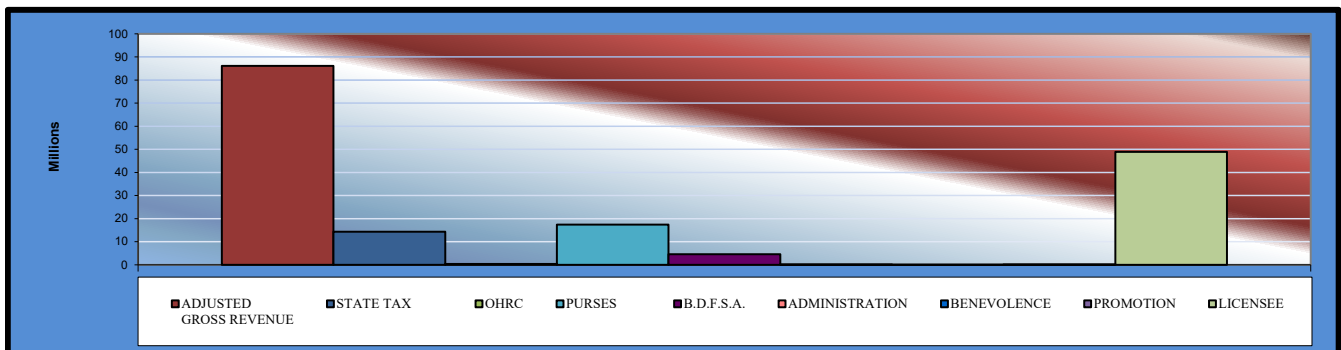
Gaming at Oklahoma Horse Racing Tracks

Will Rogers Downs and Remington Park

Year to Date Gaming Totals Comparison

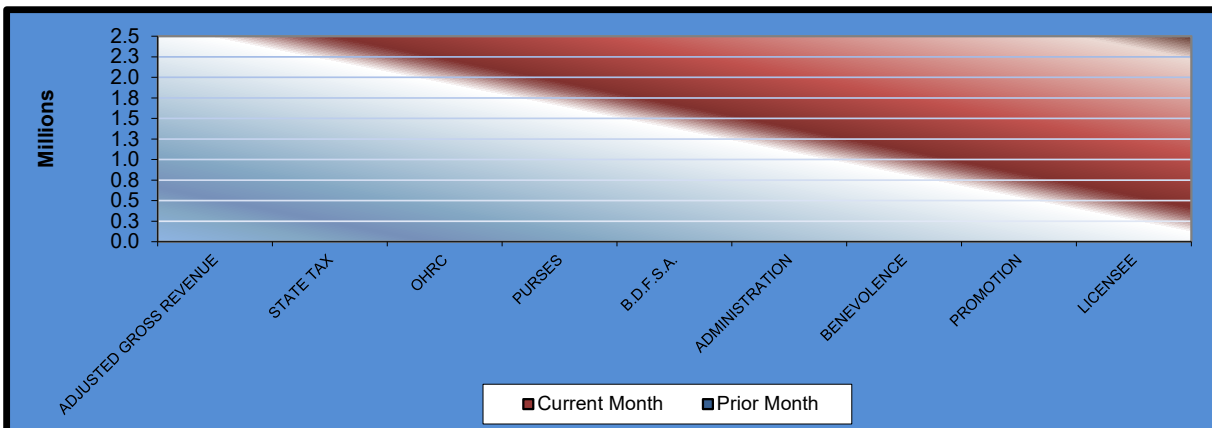
July 2024

	WILL ROGERS DOWNS	REMINGTON PARK	2024 TOTAL	2023 TOTAL	% CHANGE
Gaming Days This Year	146	212	358	424	-15.57%
Adjusted Gross Revenue	\$10,013,233.99	\$76,132,113.43	\$86,145,347.42	\$90,814,500.44	-5.14%
State Tax					
General Revenue Fund	120,158.81	1,600,756.08	1,720,914.89	1,819,891.20	-5.44%
Education Reform	881,164.58	11,738,877.93	12,620,042.51	13,345,868.79	-5.44%
Oklahoma Horse Racing Commission	50,066.16	380,660.58	430,726.74	454,072.50	-5.14%
Purse Fund					
<u>Purses</u>					
Thoroughbred	1,078,337.63	8,064,527.24	9,142,864.87	9,657,785.19	-5.33%
Quarterhorse	987,236.66	6,356,450.30	7,343,686.96	7,796,994.57	-5.81%
Paint & Appaloosa	109,692.97	776,398.63	886,091.60	937,696.05	-5.50%
Breeding Development Fund					
<u>Special Account</u>					
Thoroughbred	130,144.20	1,703,067.86	1,833,212.06	1,908,229.79	-3.93%
Quarterhorse	100,396.96	2,434,385.23	2,534,782.19	2,612,418.93	-2.97%
Paint & Appaloosa	11,155.23	200,360.92	211,516.15	218,905.48	-3.38%
<u>Administration</u>					
Thoroughbred	12,394.70	100,180.46	112,575.16	118,625.82	-5.10%
Quarterhorse	11,155.23	90,162.42	101,317.65	106,763.20	-5.10%
Paint & Appaloosa	1,239.47	10,018.03	11,257.50	11,862.56	-5.10%
<u>Benevolence</u>					
Thoroughbred	6,197.34	50,090.22	56,287.56	59,312.88	-5.10%
Quarterhorse	5,577.61	45,081.22	50,658.83	53,381.60	-5.10%
Paint & Appaloosa	619.73	5,009.02	5,628.75	5,931.30	-5.10%
<u>Promotions</u>					
Thoroughbred	12,394.70	100,180.46	112,575.16	118,625.82	-5.10%
Quarterhorse	11,155.23	90,162.42	101,317.65	106,763.20	-5.10%
Paint & Appaloosa	1,239.47	10,018.03	11,257.50	11,862.56	-5.10%
Licensee	\$6,482,907.31	\$42,375,726.38	\$48,858,633.69	\$51,469,509.00	-5.07%



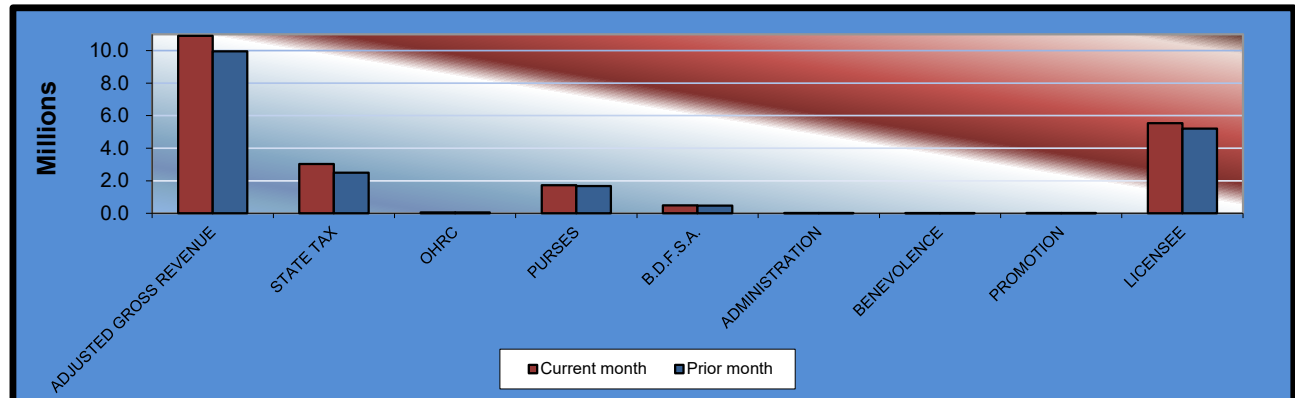
Gaming at Oklahoma Horse Racing Tracks
Will Rogers Downs and Remington Park
Will Rogers Downs Revenue
July 2024

<u>Will Rogers Downs</u>	<u>CURRENT</u> <u>MONTH</u>	<u>PRIOR</u> <u>MONTH</u>	<u>%</u> <u>CHANGE</u>	<u>July</u> <u>2023</u>	<u>%</u> <u>CHANGE</u>
Gaming Days	0	0	0.00%	31	-100.00%
Adjusted Gross Revenue	\$0.00	\$0.00	0.00%	\$1,800,684.40	-100.00%
State Tax					
General Revenue Fund	0.00	0.00	0.00%	21,608.21	-100.00%
Education Reform	0.00	0.00	0.00%	158,460.23	-100.00%
Oklahoma Horse Racing Commission	0.00	0.00	0.00%	9,003.42	-100.00%
Purse Fund					
<u>Purses</u>					
Thoroughbred	0.00	0.00	0.00%	233,031.07	-100.00%
Quarterhorse	0.00	0.00	0.00%	213,343.95	-100.00%
Paint & Appaloosa	0.00	0.00	0.00%	23,704.88	-100.00%
Breeding Development Fund					
<u>Special Account</u>					
Thoroughbred	0.00	0.00	0.00%	28,124.44	-100.00%
Quarterhorse	0.00	0.00	0.00%	21,696.00	-100.00%
Paint & Appaloosa	0.00	0.00	0.00%	2,410.67	-100.00%
<u>Administration</u>					
Thoroughbred	0.00	0.00	0.00%	2,678.52	-100.00%
Quarterhorse	0.00	0.00	0.00%	2,410.67	-100.00%
Paint & Appaloosa	0.00	0.00	0.00%	267.85	-100.00%
<u>Benevolence</u>					
Thoroughbred	0.00	0.00	0.00%	1,339.26	-100.00%
Quarterhorse	0.00	0.00	0.00%	1,205.33	-100.00%
Paint & Appaloosa	0.00	0.00	0.00%	133.93	-100.00%
<u>Promotions</u>					
Thoroughbred	0.00	0.00	0.00%	2,678.52	-100.00%
Quarterhorse	0.00	0.00	0.00%	2,410.67	-100.00%
Paint & Appaloosa	0.00	0.00	0.00%	267.85	-100.00%
Licensee	\$0.00	\$0.00	0.00%	\$1,075,908.93	-100.00%

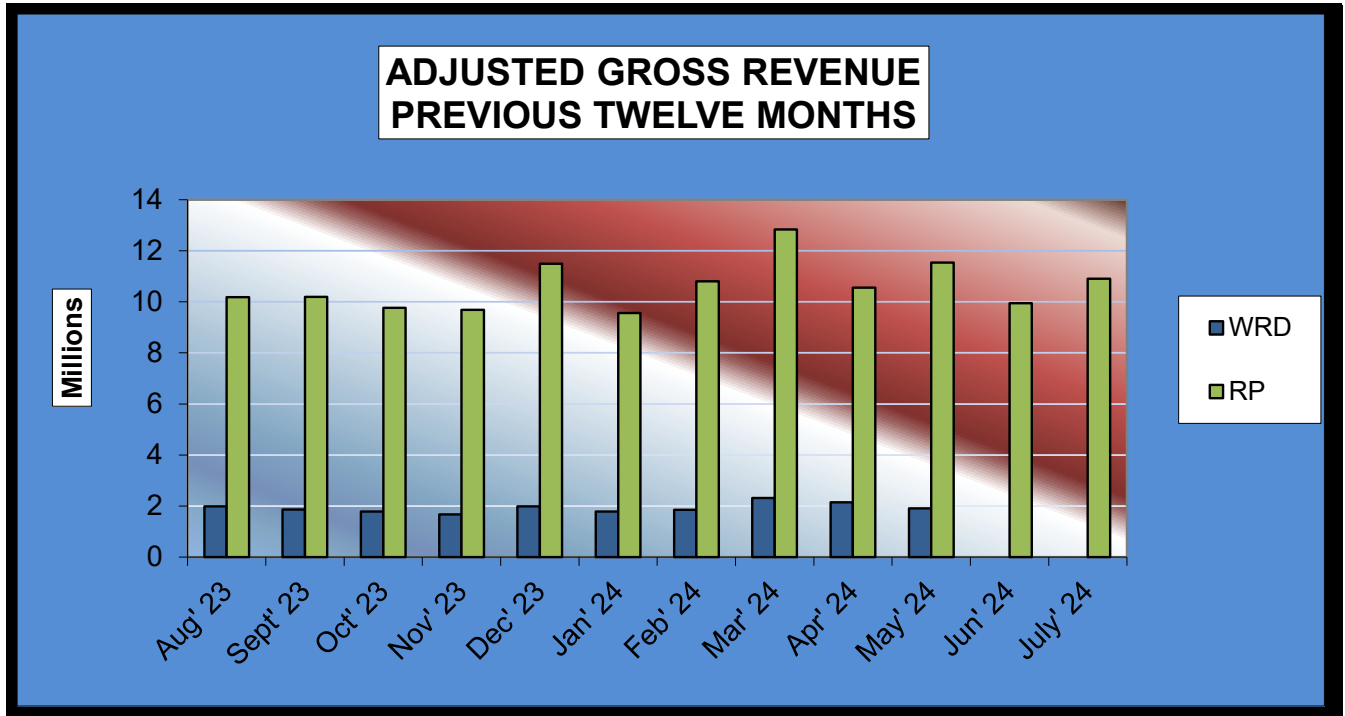


Gaming at Oklahoma Horse Racing Tracks
Will Rogers Downs and Remington Park
Remington Park Revenue
July 2024

<u>Remington Park</u>	<u>CURRENT</u> <u>MONTH</u>	<u>PRIOR</u> <u>MONTH</u>	<u>%</u> <u>CHANGE</u>	<u>July</u> <u>2023</u>	<u>%</u> <u>CHANGE</u>
Gaming Days	31	30	3.33%	31	0.00%
Adjusted Gross Revenue	\$ 10,899,969.38	\$ 9,949,433.36	9.55%	\$10,666,050.66	2.19%
State Tax					
General Revenue Fund	363,791.76	298,483.00	21.88%	367,510.82	-1.01%
Education Reform	2,667,806.25	2,188,875.34	21.88%	2,695,079.33	-1.01%
Oklahoma Horse Racing Commission	54,499.84	49,747.16	9.55%	53,330.24	2.19%
Purse Fund					
<u>Purses</u>					
Thoroughbred	914,456.01	891,033.96	2.63%	875,500.91	4.45%
Quarterhorse	720,773.05	702,311.85	2.63%	690,068.72	4.45%
Paint & Appaloosa	88,037.70	85,782.78	2.63%	84,287.35	4.45%
Breeding Development Fund					
<u>Special Account</u>					
Thoroughbred	193,114.93	188,168.66	2.63%	184,888.39	4.45%
Quarterhorse	276,040.76	268,970.49	2.63%	264,281.64	4.45%
Paint & Appaloosa	22,719.40	22,137.49	2.63%	21,751.57	4.45%
<u>Administration</u>					
Thoroughbred	11,359.70	11,068.74	2.63%	10,875.79	4.45%
Quarterhorse	10,223.74	9,961.87	2.63%	9,788.21	4.45%
Paint & Appaloosa	1,135.97	1,106.87	2.63%	1,087.58	4.45%
<u>Benevolence</u>					
Thoroughbred	5,679.85	5,534.37	2.63%	5,437.90	4.45%
Quarterhorse	5,111.87	4,980.94	2.63%	4,894.11	4.45%
Paint & Appaloosa	567.98	553.44	2.63%	543.79	4.45%
<u>Promotions</u>					
Thoroughbred	11,359.70	11,068.74	2.63%	10,875.79	4.45%
Quarterhorse	10,223.74	9,961.87	2.63%	9,788.21	4.45%
Paint & Appaloosa	1,135.97	1,106.87	2.63%	1,087.58	4.45%
Licensee	\$5,541,931.16	\$5,198,578.92	6.60%	\$5,374,972.73	3.11%



**Gaming at Oklahoma Horse Racing Tracks
Will Rogers Downs and Remington Park
Prior Twelve Month Graph
July 2024**





Cindy Byrd, CPA | State Auditor & Inspector

2300 N. Lincoln Blvd., Room 123, Oklahoma City, OK 73105 | 405.521.3495 | www.sai.ok.gov